



A Quick Walk-through the Online Application Procedure for Admission at Shillong Polytechnic Web portal: admission.shillongpolytechnic.com

Call at 9863012345

 **Shillong Polytechnic**
Admission

Home Courses Notices Instructions Prospectus 

Important Notice:

- Allotment of seats will be based purely on merit of marks scored in Mathematics and Science. Canvassing in any form shall invite disqualifications of the Applicant.
- CBSE with CCE/ Scheme 1 pattern / Mathematics - Basic as a subject will NOT BE CONSIDERED for admission.
- For any queries please contact 03647967691 during office hours.

SHILLONG POLYTECHNIC ADMISSION CALENDAR 2025

Sl.No.	Details	Start date	Last date
1	Apply Online	21/04/25	One Week after ICSE/CBSE Result Declaration, whichever is later
2	Publication of Provisional List of candidates	TBD	-
3	Scrutiny of Provisional Lists for Verification of Original Documents	TBD	-
4	Publication of Merit List of selected candidates for admission 2025-2026	TBD	-
5	Date of Enrollment / Payment of fees by selected Candidates	TBD	TBD
6	Date of Commencement of Classes	TBD	-

Welcome

Click Below to Apply

Please read the Guidelines and Prospectus before applying.

ONLINE APPLICATION

Click on ONLINE APPLICATION



Click on REGISTER HERE

Call at 9863012345

 **Shillong Polytechnic**
Admission

Home Prospectus Instructions

Important Notice

One seat is reserved for NCC/NSS candidate and 3% of the seats for candidate with disability; certificate(s) must be produced and submitted.


CBSE with CCE/ Scheme 1 pattern / Mathematics - Basic as a subject will **NOT BE CONSIDERED** for admission.

[Click Here for Important Guidelines for Admission 2025](#)

[Click Here for Quick Walk-through the Online Application Procedure for Admission 2025](#)

REGISTER HERE

DOWNLOAD PROSPECTUS

Validation code: 

Enter the code above here

Can't read the image? click [here](#) to refresh.

LOGIN



Register for new Account

[I already have an account](#)

(*Fields entered in this form during registration cannot be modified afterwards)

Last date of submission of application

Name *	<input type="text" value="FIRST NAME"/>
	<input type="text" value="MIDDLE NAME"/>
	<input type="text" value="LAST NAME"/>
Choose your username *	<input type="text" value="Username"/>
Create a password *	<input type="password" value="Password"/>
Confirm your password *	<input type="password" value="Confirm Password"/>
Birthday *	<div>Select your Birth Month: <input type="text"/></div> <div>Day <input type="text"/></div> <div>Year <input type="text"/></div>
Class X Exam Roll Number *	<input type="text" value="X - ROLL NUMBER"/>
Year of passing class X (or SSLC) *	<input type="text" value="Year"/>
Board from which you passed class X *	<div>Select your BOARD: <input type="text"/></div> <div>(Note: CBSE with CCE/ Scheme 1 pattern will not be considered for admission)</div>
Your current email address *	<input type="text" value="Email ID"/>
Your mobile phone number (10 digits) *	<input type="text" value="Mobile phone (10 digits)"/>
Category to which you belong? *	<div>Select Category: <input type="text"/></div>
Whether candidate is Class XII Passed? *	<div>Select YES or NO: <input type="text"/></div>
Are you a person with different ability (PWD)? (If Yes, Certificate(s) must be enclosed) *	<div>Select YES or NO: <input type="text"/></div>

Validation code:



Enter the code above here :

Can't read the image? click [here](#) to refresh.

REGISTER ME



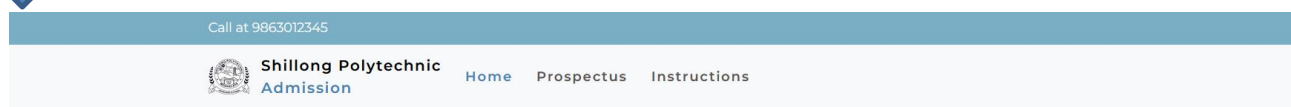


After you have registered click on Click Here to Login



Registration Successful

[Click here](#) to login to your account.



Important Notice

One seat is reserved for NCC/NSS candidate and 3% of the seats for candidate with disability; certificate(s) must be produced and submitted.


CBSE with CCE/ Scheme 1 pattern / Mathematics - Basic as a subject will **NOT BE CONSIDERED** for admission.

[Click Here for Important Guidelines for Admission 2025](#)

[Click Here for Quick Walk-through the Online Application Procedure for Admission 2025](#)

[REGISTER HERE](#)

[DOWNLOAD PROSPECTUS](#)

Validation code: 

[Can't read the image? click \[here\]\(#\) to refresh.](#)

[LOGIN](#)



After you successfully Login → Your Dashboard or Landing Page looks like below. Follow the instructions until you finally submit and print your application form.





Welcome SAMPLEMAN! | [Refresh this page](#)

Your Application is Incomplete

FILL UP YOUR APPLICATION FORM HERE

No Application will be processed without Final Submit
Steps of Application Procedure:

1. Account Creation
2. Information on Educational Qualification(s)
3. Personal Information
4. Addresses Information
5. Course Preferences
6. Upload Photograph
 - Required size, dimension and resolution and of Passport Size Photograph:
 - Maximum size: 100 KB
 - Dimension: 3cm x 3.2cm
 - Resolution: 72 pixels/cm
7. Upload Documents (to be ready in soft copy)
 - Only pdf or image files should be uploaded, with size not more than 200KB each.
 - Wait here/ Check Uploaded Document(s)
8. Payment
 - Pay at SB Collect via www.onlinesbi.com
 - Record your payment of application fee in this portal
9. Final Submit
10. Print your Application